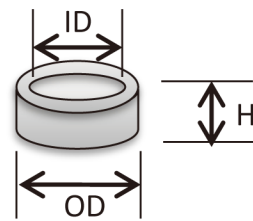
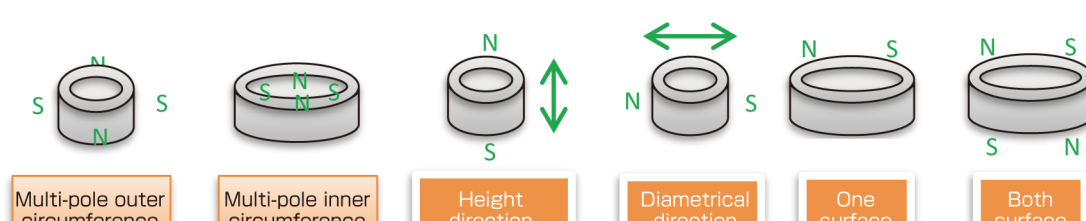
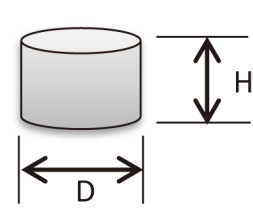
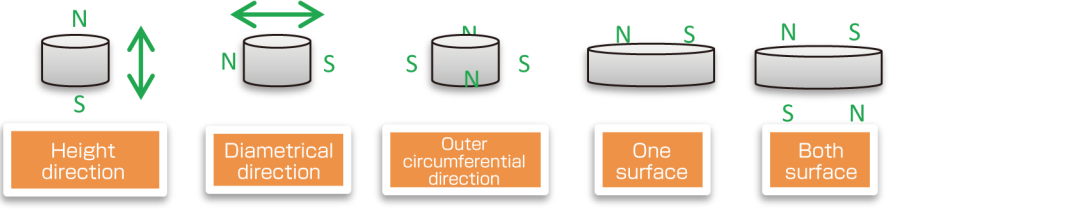
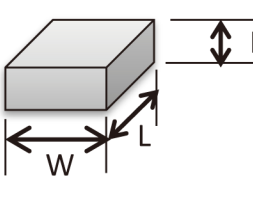
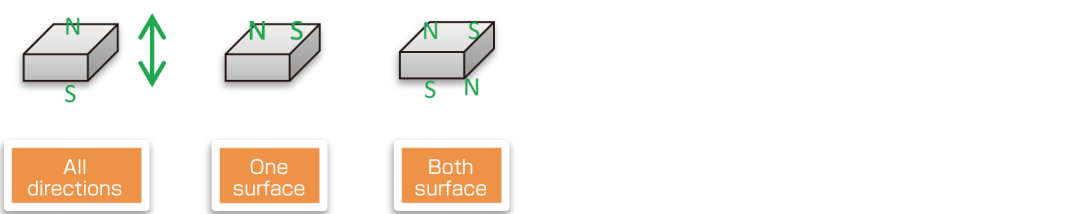
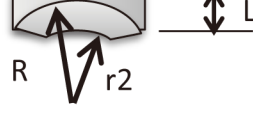



# Isotropic Sintered Ferrite Magnet : Specifications List

Shape

Magnetization pattern

<p>Ring OD×ID×H</p> 	<p>TF</p>	 <p>Multi-pole outer circumference    Multi-pole inner circumference    Height direction    Diametrical direction    One surface    Both surface</p>
<p>Cylinder D×H</p> 	<p>TF</p>	 <p>Height direction    Diametrical direction    Outer circumferential direction    One surface    Both surface</p>
<p>Block W×L×H</p> 	<p>TF</p>	 <p>All directions    One surface    Both surface</p>
<p>Segment R1×r2×L</p> 	<p>TF</p>	 <p>Thickness direction    L direction</p>

Others    Please feel free to consult us.